

Tubular Photo Sensor

RMF

◆Shape/外觀：



◆Specifications / 規格表：

Model / 型號	RMF-CR2□	RMF-CR2□K	RMF-CR2□K1
Sensing type / 檢出方式	Retroreflective / 鏡片反射式		
Sensing distance / 檢出距離	2M		
Emitting light / 發光源	Infrared LED 940 nm		
Operating voltage / 工作電壓	DC12 ~ 24 V		
Current Consumption / 消耗電流	25 mA Max.		
Load current / 負載電流	200mA Max. at DC24V		
Output type / 輸出模式	[N] : NPN L.on/D.on / [P] : PNP L.on/D.on		
Response time / 反應時間	1.5 ms Max.		
Insulation resistance / 隔離阻抗	20MΩ min. (DC500V)		
Voltage withstandability / 絕緣耐壓	AC1000V 60Hz for 60 Sec.		
Operating temperature/工作溫度	- 20 °C ~ + 60 °C		
Ambient humidity / 工作溼度	35% ~ 85% RH		
Protection degree / 防水等級	IP66		
Material / 外觀材質	ABS		
Wiring method / 出線方式	Pre-wired Ø5.2 x 2 M / 4-wires	M12 pigtailed connector type / M12 接頭15cm電線式	M12 plug-in connector type / M12 接頭
Weight / 重量	Approx.85g	Approx.35g	Approx.20g

◆Dimensions/尺寸圖：

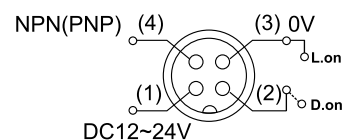
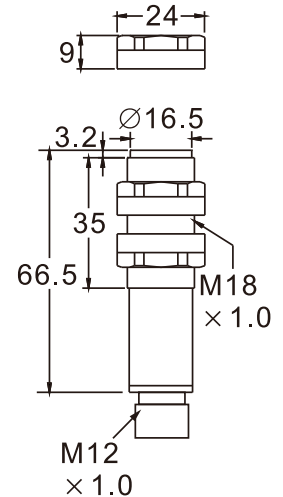
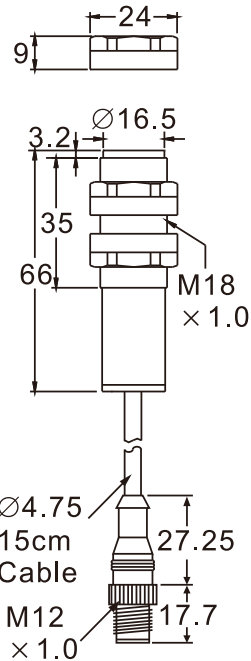
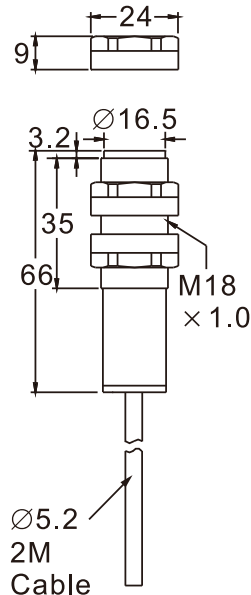


Photo Sensor

Area Sensor

Inductive Proximity Sensor

Capacitive Proximity Sensor

Timer / Counter

Others

Accessories